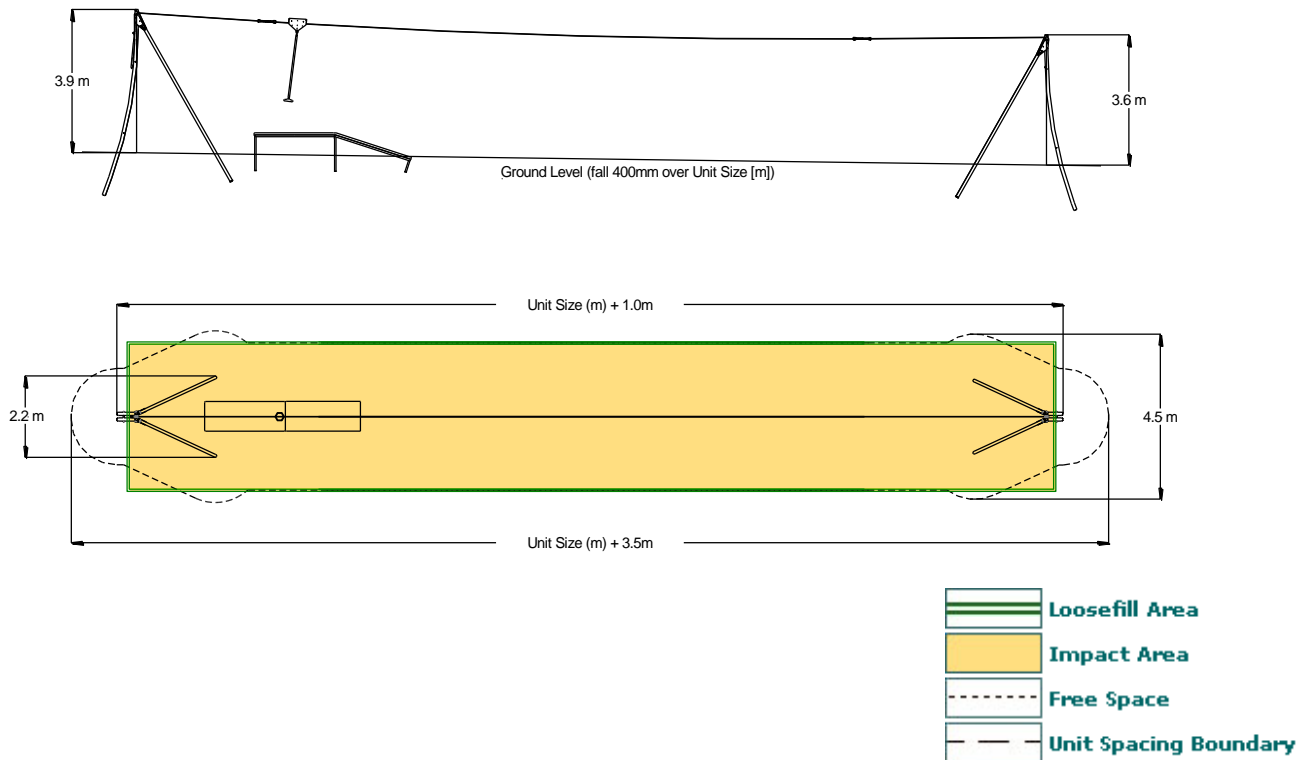

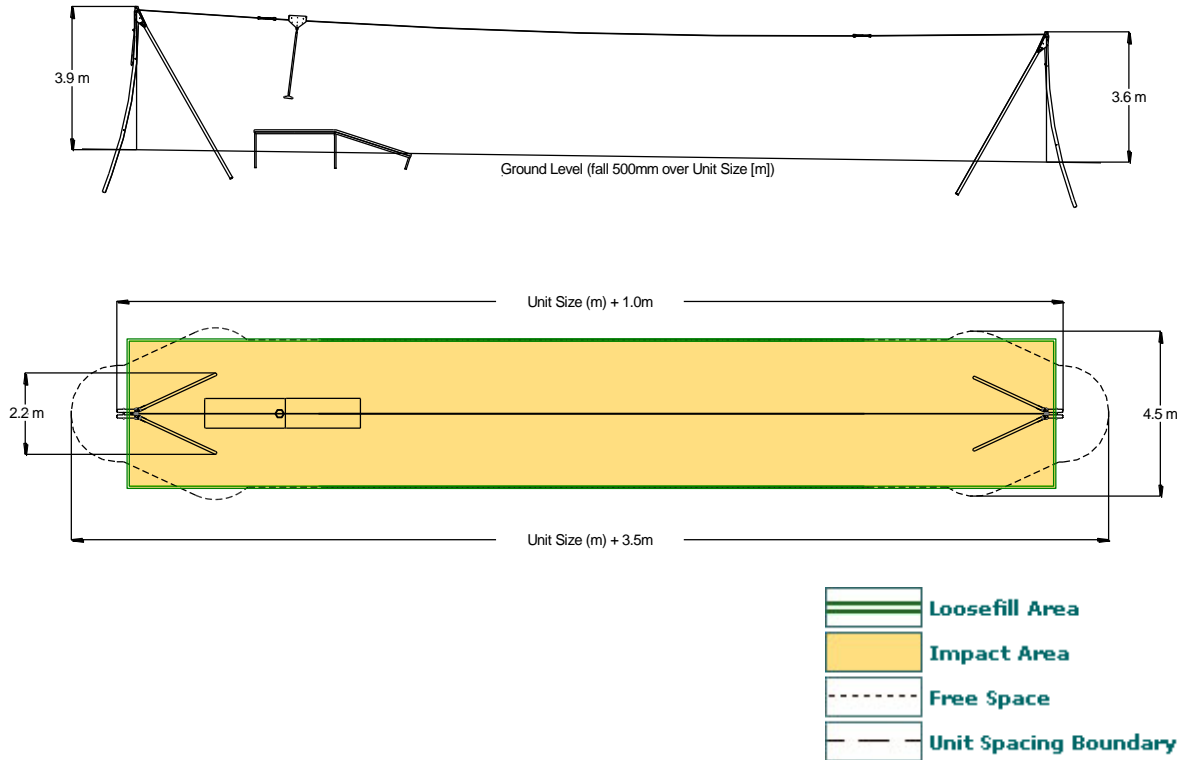


# City Aerial Runway (23m - 25m)



<b>Technical Information</b>			
Unit Size	23m	24m	25m
<b>Equipment Dimensions</b>			
Length / Width / Height	24m x 2.2m x 3.9m	25m x 2.2m x 3.9m	26m x 2.2m x 3.9m
<b>Surfacing and Area Required</b>			
Minimum Space Required L/W/H	26.5m x 4.5m x 5.4m	27.5m x 4.5m x 5.4m	28.5m x 4.5m x 5.4m
Required Gradient of Ground	Fall 400mm +/- 200 over Unit Size (m)		
Free Height of Fall	1.5m		
Impact Area	n/a		
Loosefill (Bark / Cushionfall / Sand) at 250mm	24m <sup>3</sup>	25m <sup>3</sup>	26m <sup>3</sup>
Grasslok Tiles	103.5m <sup>2</sup>	108m <sup>2</sup>	112.5m <sup>2</sup>
<b>Installation Information</b>			
Overall Weight	490kg	490kg	491kg
Heaviest Part	77kg		
Largest Part	2.2m x 0.8m x 0.1m		
Longest Part	5.3m x 0.4m x 0.1m		
Concrete Required	3.2m <sup>3</sup>		
 KITEMARKED TO BS EN 1176			

# City Aerial Runway (26m - 30m)

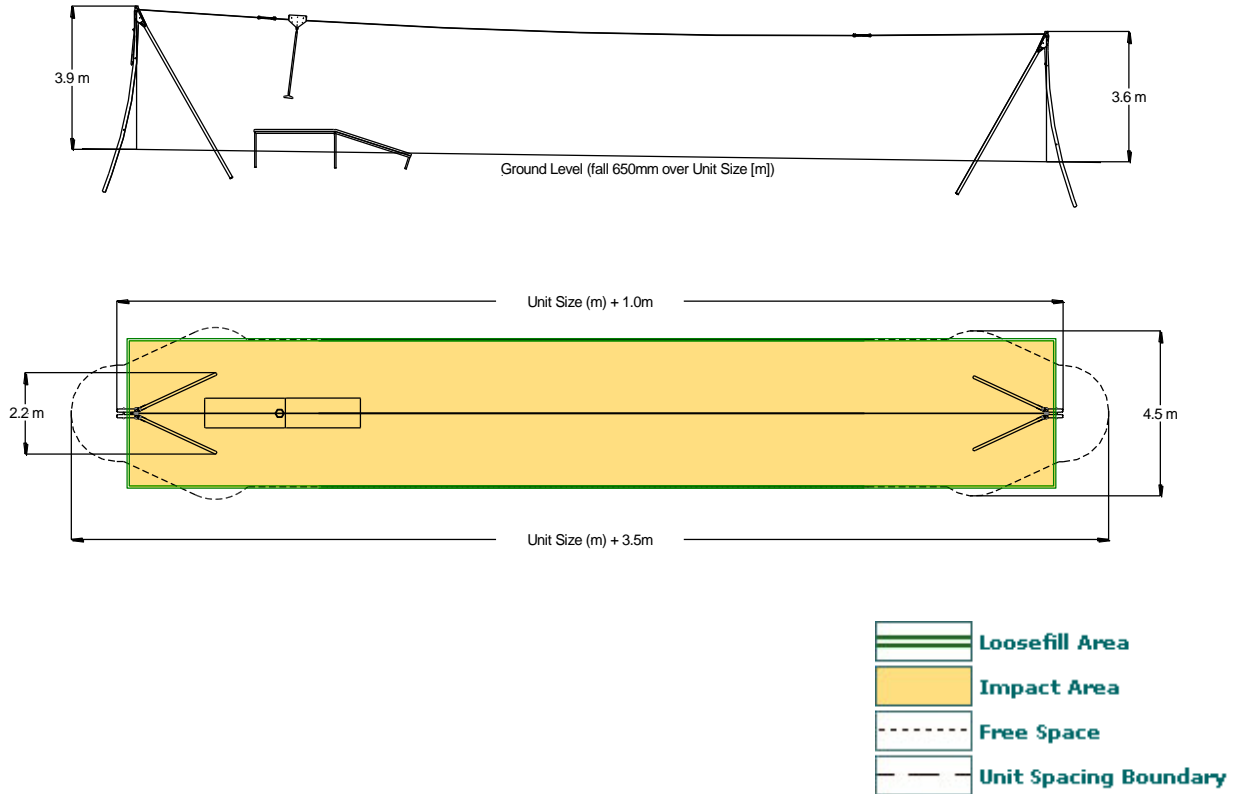



<b>Technical Information</b>					
<b>Unit Size</b>	<b>26m</b>	<b>27m</b>	<b>28m</b>	<b>29m</b>	<b>30m</b>
<b>Equipment Dimensions</b>					
Length / Width / Height	27m x 2.2m x 3.9m	28m x 2.2m x 3.9m	29m x 2.2m x 3.9m	30m x 2.2m x 3.9m	31m x 2.2m x 3.9m
<b>Surfacing and Area Required</b>					
Minimum Space Required L/W/H	29.5m x 4.5m x 5.4m	30.5 m x 4.5m x 5.4m	31.5m x 4.5m x 5.4m	32.5m x 4.5m x 5.4m	33.5m x 4.5m x 5.4m
Required Gradient of Ground	Fall 500mm +/- 200 over Unit Size (m)				
Free Height of Fall	1.5m				
Impact Area	n/a				
Loosefill (Bark / Cushionfall / Sand) at 250mm	27m <sup>3</sup>	28m <sup>3</sup>	29m <sup>3</sup>	30m <sup>3</sup>	31m <sup>3</sup>
Grasslok Tiles	117m <sup>2</sup>	121.5m <sup>2</sup>	126m <sup>2</sup>	130.5m <sup>2</sup>	135m <sup>2</sup>
<b>Installation Information</b>					
Overall Weight	492kg	492kg	493kg	493kg	494kg
Heaviest Part	77kg				
Largest Part	2.2m x 0.8m x 0.1m				
Longest Part	5.3m x 0.8m x 0.1m				
Concrete Required	3.2m <sup>3</sup>				



KITEMARKED TO BS EN 1176

# City Aerial Runway (35m/40m)



<b>Technical Information</b>		
<b>Unit Size</b>	<b>35m</b>	<b>40m</b>
<b>Equipment Dimensions</b>		
Length / Width / Height	36m x 2.2m x 3.9m	41m x 2.2m x 3.9m
<b>Surfacing and Area Required</b>		
Minimum Space Required L/W/H	38.5m x 4.5m x 5.4m	43.5m x 4.5m x 5.4m
Required Gradient of Ground	Fall 650mm +/- 200 over Unit Size (m)	
Free Height of Fall	1.5m	
Impact Area	n/a	
Loosefill (Bark / Cushionfall / Sand) at 250mm	36m <sup>3</sup>	41m <sup>3</sup>
Grasslok Tiles	157.5m <sup>2</sup>	180m <sup>2</sup>
<b>Installation Information</b>		
Overall Weight	496kg	500kg
Heaviest Part	77kg	
Largest Part	2.2m x 0.8m x 0.1m	
Longest Part	5.3m x 0.4 x 0.1m	
Concrete Required	3.2m <sup>3</sup>	
 <b>KITEMARKED TO BS EN 1176</b>		